



The Water Cycle


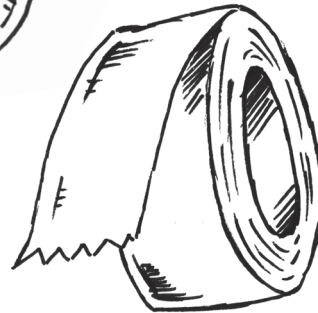

Activity One

What you'll need:

- Clear zip-lock bag
- Tablespoon
- Water
- Tape

Steps:

- Pour some water into the zip-lock bag (around 2 tablespoons)
- Seal the zip-locked bag closed, ensuring there's air inside
- Tape the zip-lock bag to a window in a sunny spot
- Observe the zip-lock bag throughout the day and discuss what has happened.



Activity Two

Design an A4 poster demonstrating the water cycle.